



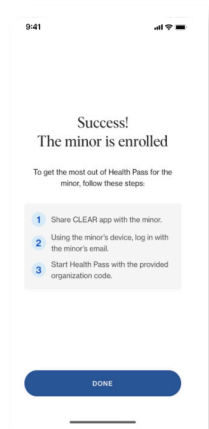
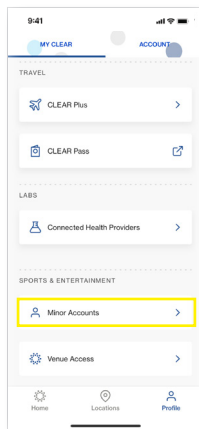
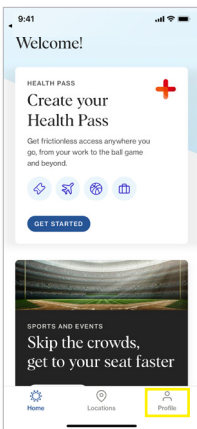
Can a Minor use Health Pass?

A parent or guardian (over the age of 26) can add a minor to their free CLEAR account. Once the minor is added to the parent/guardian account, the minor can use their own device to create a Health Pass for proof of vaccine by uploading a photo of their CDC card.

This process applies to users aged 14-17 only at this time.

How to Add a Minor: Step 1 (on the parent/guardian's device)

- 1 First, download and open the CLEAR app on the parent/guardian's device
- 2 Tap the Profile icon on the bottom right hand corner. Under the "My CLEAR" section, select "Minor Accounts".
- 3 Create an account for the minor by adding their name, email address, and birthday. Lastly, have the minor take a selfie to confirm their account.



More information on how to complete a minor's Health Pass on the next page



How to Add a Minor: Step 2 (on the minor's device)

- 1 Once the account is set on the parent/guardian device, download CLEAR on minor's device.
- 2 Tap on the Profile icon to log-in with the minor's email and password.
- 3 Once logged in, return to the home page and tap on the white Health Pass tile to select the venue where they will use Health Pass.
- 4 They'll confirm proof of vaccination by selecting 'scan your vaccination card' and taking a picture of their CDC card.
- 5 Open the Health Pass, green is good to go!

